



Celebrate  
**VALENTINE'S DAY**

with activities from your friends  
at Random House Kids!



BEST FRIENDS FOREVER





Dear \_\_\_\_\_ ,



Art © 2019 Brigitte Barrager



Love,



\_\_\_\_\_



Love you as much as rainbows!



Dear \_\_\_\_\_ ,



Art © 2019 Brigitte Barrager



Love,



\_\_\_\_\_





Dear \_\_\_\_\_ ,



Art © 2019 Brigitte Barrager



Love,



\_\_\_\_\_

May your Valentine's Day  
have just a  
hint of magic!







Dear \_\_\_\_\_ ,



Art © 2019 Brigitte Barrager



Love,



\_\_\_\_\_

# These valentines are easy peasy!

1. Cut them out on the black line *My cutting days are over thanks to Meanie Jim.*
2. FIRST fold on the blue line. *If you do this backwards you will have*
3. NEXT fold on the pink line. *a flippy floppy upside down card, I think*
4. Decorate & share! *bestest friends, family, lunch ladies...*


FOLD

Friendship is my favorite!  
Also, candy.

One True Love

Illustrations © 2015 by Denise Brunkus, from the Junie B. Jones® series by Barbara Park

Illustrations © 2015 by Denise Brunkus, from the Junie B. Jones® series by Barbara Park



# These valentines are easy peasy!

1. Cut them out on the black line (ask a grown-up to help!) *My cutting days are over thanks to Meanie Jim.*
2. FIRST fold on the blue line. *If you do this backwards you will have*
3. NEXT fold on the pink line. *a floppy floppy upside down card, I think*
4. Decorate & share! *bestest friends, family, lunch ladies...*

FOLD

FOLD

Will you be my Valentine?

Illustrations © 2015 by Denise Brunkus, from the Junie B. Jones® series by Barbara Park

Illustrations © 2015 by Denise Brunkus, from the Junie B. Jones® series by Barbara Park

Illustrations © 2015 by Denise Brunkus, from the Junie B. Jones® series by Barbara Park



# These valentines are easy peasy!

1. Cut them out on the black line (ask a grown-up to help!) *My cutting days are over thanks to Meanie Jim.*
2. FIRST fold on the blue line. *If you do this backwards you will have*
3. NEXT fold on the pink line. *a floppy floppy upside down card, I think*
4. Decorate & share! *bestest friends, family, lunch ladies...*

FOLD

FOLD

**You're my bestest friend ever!**

Illustrations © 2015 by Denise Brunkus, from the Junie B. Jones® series by Barbara Park



# These valentines are easy peasy!

1. Cut them out on the black line (ask a grown-up to help!) *My cutting days are over thanks to Meanie Jim.*
2. FIRST fold on the blue line. *If you do this backwards you will have*
3. NEXT fold on the pink line. *a flippy floppy upsidedown card, I think*
4. Decorate & share! *bestest friends, family, lunch ladies...*

FOLD

FOLD

It's called  
"Puppy Love"  
I think

junie b. jones  
and the  
Meanie Gushy  
Valentines

Illustrations © 2015 by Denise Brunkus, from the Junie B. Jones® series by Barbara Park

Illustrations © 2015 by Denise Brunkus, from the Junie B. Jones® series by Barbara Park


# WRITE TO YOUR PEN PAL!

Write a letter to someone special. Don't forget to include a picture of the two of you!



Dear \_\_\_\_\_,

\_\_\_\_\_



Art © 2018 by Holly Hobbie

Love, \_\_\_\_\_



Let's be Pen Pals.

# HELP ELMORE FIND THE RIGHT WORDS!


Elmore is looking for the right words to send to his friends in his letters.  
Help him find them in the word search below!

L	P	Y	U	B	M	S
O	Z	E	O	I	D	L
V	O	Q	N	N	W	E
E	E	I	E	P	T	Z
S	K	I	H	Z	A	F
Y	R	H	M	F	R	L
F	E	L	M	O	R	E



Word List:

ELMORE  
FRIENDS  
LOVE  
PENPAL



Art © 2018 by Holly Hobbie