


DR. SEUSS IN THE CLASSROOM


WHAT'S INSIDE?

Reproducible Activities for:


JANUARY:
National
Puzzle Day




FEBRUARY:
The 100th
Day of School




MARCH:
Dr. Seuss's
Birthday




APRIL:
Earth Day &
Poetry Month



MAY:
Graduation



JUNE:
National Eat Your
Veggies Day




“Dr. Seuss’s unique way of combining silliness and fun with learning to read makes his books a staple in my classroom all year.”

— Courtney Griffin, Second-Grade Teacher, Boston Public Schools

Springtime Worksheet Packet

Dr. Seuss™



January 29 Is National Puzzle Day

Fox in Socks: Rhyming Puzzles and Fun with Words

Complete the puzzles below to practice your rhyming skills and have fun with words, just like Fox and Knox.



SECTION 1:

Tongue Twister Time

Unscramble the letters to find the words that complete these tongue twisters from the book.

“Socks on _____ (xfo)”

“Knox in _____ (skosc)”

“Chicks with _____ (briskc)”

“Bricks and _____ (kbsloc)”

“Fox in _____ (sckos)”

SECTION 2:

Create Your Own Rhymes

Write a word that rhymes with each of the following words from the book. Be creative!



Fox: _____

Socks: _____

Knox: _____

Chicks: _____

Goo: _____




Celebrate the 100th Day of School!


Hooray! We've reached the 100th day of school!

Counting with the Cat in the Hat

Here are 10 hats that each have 10 stripes.

Count the stripes to make sure there are 100 in total! Color the hats in bright Seussian colors.





I've Learned a **THING** or **TWO** in **100 Days** of School!

Name: _____


Date: _____

Favorite Book: _____



TM & © 2025 Dr. Seuss Enterprises, L.P. All Rights Reserved.

MARCH



Dr. Seuss's Birthday Is March 2!

Color the cake to make it look extra tasty!





April Is Poetry Month!

Dive into the whimsical world of *One Fish, Two Fish, Red Fish, Blue Fish* by Dr. Seuss. Use the book as inspiration to create your own fun and silly poem. Complete each section of the worksheet to show off your rhyming skills and creativity!

SECTION 1: Rhyming Words

Read *One Fish, Two Fish, Red Fish, Blue Fish*. Fill in the blanks with rhyming words from the book or come up with your own!

One fish, two fish, red fish, _____.

Black fish, blue fish, old fish, _____.

This one has a little star.

This one has a little _____.




Say! What a lot of fish there _____.

SECTION 2: Seussical Short Poem


Using the rhyming pairs you created, write a short, silly poem in the style of Dr. Seuss. Aim for at least four lines.


Example:

“One fish, two fish, red fish, blue,
swimming in the ocean, just like you.
Big fish, small fish, happy fish, sad,
all of them make the sea feel glad.”



Your Poem:




A large, black-outlined thought bubble is positioned in the upper center of the page. Inside the bubble, there are four horizontal lines, providing space for a child to write a poem.



Speak for the Trees!

You can protect our environment by recycling materials, reusing supplies, and reducing use of resources. Use the examples in the box below to start the conversation with your group about how you can take action.

I CAN . . .

REDUCE	REUSE	RECYCLE
<p>— Turn off the water while you're brushing your teeth.</p> 	<p>— Donate old toys to those in need.</p> 	<p>— Collect cans for recycling.</p> 

REMEMBER—“UNLESS someone like you cares a whole awful lot, nothing is going to get better. It's not!”

To help my environment, I pledge to . . .

**GROUP
ACTIVITY!**



For more ideas on how to protect the environment, visit Seussville.com!

Where Have You Been?

Oh, the Places You'll Go!

Thinking back on this last school year, brainstorm what you've learned, your successes and slumps, and a plan for new goals! List your memories to describe the experiences you've had.


MAY



1. Highest heights—the best moments of the year



2. Prickle-ly perch—a time you got stuck or made a mistake




3. Boom bands—someone or something that made you feel better

And Where Are You Going?

What's your mountain/goal for next year? Draw a picture of yourself accomplishing your goal in the space provided.

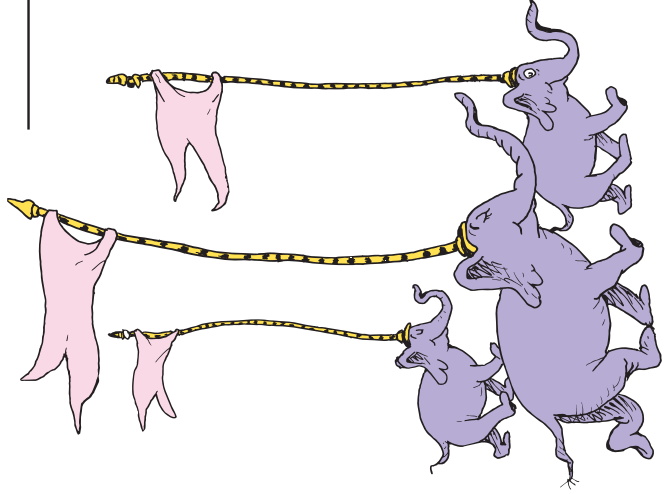
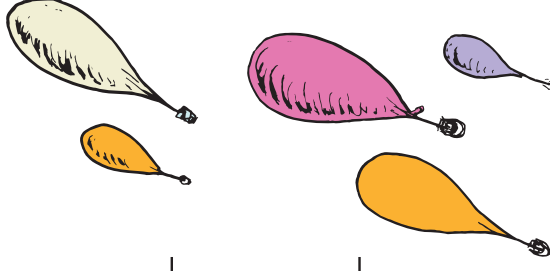
Oh, the Places I'll Go!



Class of _____


This diploma is presented to

for graduating



**“Today is your day!
Your mountain is waiting.
So . . . get on your way!”**
—Dr. Seuss





June 17 Is National Eat Your Veggies Day!

Celebrate National Eat Your Veggies Day with Sam-I-Am and his adventures in *Green Eggs and Ham*. Complete each section of the worksheet to explore the fun of trying new foods and the importance of eating your veggies.

SECTION 1: Veggie Art

Draw a picture of your favorite vegetable. Be as creative and colorful as you can, just like Dr. Seuss!

SECTION 2:

Sam-I-Am's Veggie Challenge

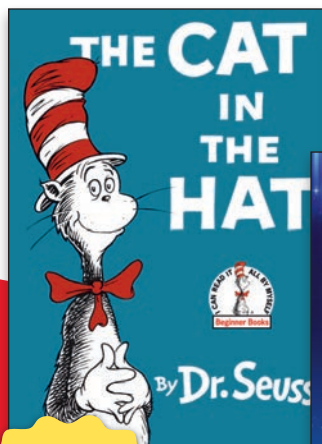
Sam-I-Am loves to try new foods! List three vegetables you have never tried before but would be willing to taste.



Grades
Prek-3

Make Reading Fun with Dr. Seuss Books

Early
Readers




Picture
Books





Nonfiction
Books



Workbooks



Graphic
Novels



Join the
Reading
Celebration!

For FREE
Teacher Resources,
follow this QR code!

