




Put a **spring** in
your step with these exciting
chapter book series!





Pizza and Taco



BEST FRIENDS FOREVER!


Pizza and Taco are the best of friends! Do you have a best friend? Describe them below!


What is your best friend's name? _____

Draw you and your best friend!



What do you and your best friend like to do together?







Pizza and Taco




MAKE YOUR WAY TO THE RING!

Help Pizza and Taco win their next match! Draw the coolest wrestling outfit that makes you feel invincible and pick a snacktastic wrestling name as the cherry on top!



Write your wrestling name here



DRAGON STORM


IN SEARCH OF DRAGONS!

Tom, Cara, and their friends belong to a secret dragon guild!
Find the names of their dragons in the word search below.

- Ironskin**
- Silverthief**
- Pathseeker**
- Flameteller**
- Boneshadow**
- Rockhammer**



D	V	P	T	B	I	C	L	R	Z	W	N	G	T	C
V	O	M	W	P	Q	S	F	J	Z	S	N	L	C	H
I	T	O	M	F	T	O	Z	R	C	B	A	F	P	B
B	O	N	E	S	H	A	D	O	W	J	T	L	L	U
M	I	R	A	W	U	N	E	C	L	S	Y	A	E	Y
T	F	E	R	K	M	V	L	K	L	W	V	M	H	R
D	X	A	J	G	U	N	C	H	I	G	G	E	R	I
A	Q	U	K	N	Y	F	A	A	S	X	T	T	M	R
A	G	H	D	X	Y	K	R	M	F	M	G	E	P	O
U	N	B	X	O	Q	G	A	M	D	Q	U	L	B	N
T	A	J	N	X	I	O	L	E	C	I	I	L	U	S
K	D	A	S	I	L	V	E	R	T	H	I	E	F	K
K	A	I	Z	X	D	T	P	Y	Q	K	O	R	O	I
Z	U	D	K	Y	G	U	L	V	W	K	L	U	W	N
C	P	A	T	H	S	E	E	K	E	R	X	W	K	Y



Answer:






DRAGON STORM

THE DRAGONSEER!

It's your turn to bond with your own dragon!
Color in your dragon and describe them below.


What is your dragon's name? _____

Does your dragon have any special powers? _____



What do you like to do with your dragon? _____

Where do you and your dragon live? _____





The MAGNIFICENT MAKERS

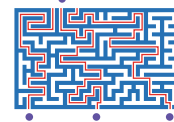


THE MAGNIFICENT MAKER MAZE

Oh no! Violet is not feeling too well. Can you guide her to the ways she can prevent spreading her germs to others?
Draw a line through the maze connecting each item to Violet.



Answer:






The MAGNIFICENT MAKERS



HAND-WASHING EXPERIMENT

The Magnificent Makers know a thing or two about keeping germs away. Want to see “germs” scatter? Ask a grown-up for help with this bubbly experiment!



What You Need

- Small- or medium-size bowl filled with water
- Ground black pepper
- Dish soap

Instructions


Step 1: Start by gathering the materials (bowl, soap, ground pepper, water).

Step 2: Pour the water into the bowl and sprinkle pepper over it.

Step 3: Cover one fingertip with a small amount of liquid dish soap.

Step 4: Stick your finger into the center of the bowl.

Step 5: See the pepper “germs” scatter!





A TO Z Animal MYSTERIES™



A IS FOR ALPACAS ...

Abbi, Daniel, and Lydia love animals! Can you think of an animal for every letter of the alphabet? Write your answers below! If you can't think of an animal for certain letters, ask an adult to help you look one up!



A _____

B _____

C _____

D _____

E _____

F _____

G _____

H _____

I _____

J _____

K _____

L _____

M _____

N _____

O _____

P _____

Q _____

R _____

S _____

T _____

U _____


V _____

W _____

X _____

Y _____

Z _____








A TO Z Animal MYSTERIES™

A TO Z PUZZLE





Color in the puzzle pieces below!
Then, with an adult's help, cut out the puzzle along the lines.




MAGIC TREE HOUSE®

SPOT THE DIFFERENCES

Can you spot the five differences between the two covers?



Answer:
5. Bottom bar
3. Jack's shirt; 4. Annie's pants;
Differences are: 1. Title; 2. Stars;





MAGIC TREE HOUSE

THE GRAPHIC NOVEL



WORD SCRAMBLE!

Unscramble the words below to help Jack and Annie navigate the Amazon!

DCCOROEIL


AGCMI

YRTEYSM

LKLIRE NSAT

IRRV

RAAGUJ



Answer:


CROCODILE, MAGIC, MYSTERY,
KILLER ANTS, RIVER, JAGUAR



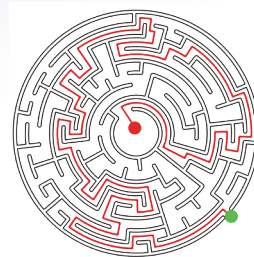


FINDING PLANET EARTH!

The Marshmallow Martians LOVE visiting planet Earth—but they need your help getting there!
Help the Martians navigate their way to Earth through their backyard portal!




Turn over page for answer:





MARSHMALLOW MARTIANS



OUT OF THIS WORLD MARSHMALLOWS!

These marshmallows are out of this world tasty! Make these yummy treats for you and your friends!

When working in the kitchen, make sure you have adult supervision!

What You Need

Ingredients:

- 2 envelopes unflavored gelatin
- 1/3 cup cold water
- 1 1/2 cups sugar
- 1/4 cup water
- 1/4 cup corn syrup
- 1/2 teaspoon vanilla extract
- Cooking spray
- Confectioners' sugar

Tools:

- Measuring cups and spoons
- Medium-size saucepan
- Whisk
- Electric mixer
- Candy thermometer
- 9 x 13 inch baking pan
- Cookie cutters

Instructions

Step 1: Into your electric mixer bowl, put 1/3 cup cold water and sprinkle both packets of the unflavored gelatin over the water.

Step 2: Have your grown-up whisk together the sugar, 1/4 cup water, and corn syrup in a saucepan over medium heat. Once the sugar is dissolved, stop whisking and heat the mixture until it boils. Place a candy thermometer into the saucepan and turn off the stove when the mixture reaches 240°F. **This is a job for grown-ups only because the liquid gets very hot!**

Step 3: Have your grown-up carefully pour the hot liquid over the gelatin mix. Beat on high speed for 10 to 12 minutes or until nice and fluffy. Mix in the vanilla extract.

Step 4: Spray your baking pan with cooking spray. Then use a rubber spatula to transfer the gooey marshmallow mixture into the pan.

Step 5: Allow the marshmallows to set overnight on the countertop. This can take 12 to 15 hours!

Step 6: After your marshmallows have cooled overnight, lift the marshmallow block out of the pan with a spatula and place on a cutting board dusted with confectioners' sugar. Use your cookie cutters to cut the marshmallows into fun shapes to share with your friends!

