



# Host a GRUMPY MONKEY Storytime!

## BEFORE STARTING THE STORY

Begin your storytime with a short discussion about feelings. You can ask the audience questions like: Have you ever felt happy? How about sad? How about GRUMPY? This will help your listeners to start thinking about what Jim (the monkey) is feeling. Everyone will have to read it together to find out!

## AS YOU READ

This hilarious picture book is a great read-aloud and works well as an interactive story. The consistent refrain of "I'm not grumpy!" is found on pages 4, 5, 7, 9, and 20. Have your audience members read it along with you.


Audience members can also play along with Jim Panzee as he tries a number of things to feel less grumpy, such as stomping their feet, laughing, hugging someone, or even jumping up and down!

## END THE STORYTIME

Ask your listeners how THEY are feeling—did they enjoy GRUMPY MONKEY? What was their favorite thing about the story? Discuss the idea that sometimes it's okay to feel a little grumpy—as long as we don't take it out on our friends and talk about why we're feeling a certain way.

Ask your listeners how they handle their feelings. Do they do a happy dance? Do they hug their friends?

When the conversation is over, invite your storytime listeners to complete the activities in this brochure!





# How Is JIM PANZEE Feeling?

Draw a line between the picture and the feeling word.  
You can also use your feelings magnets to play along!



SURPRISED



HAPPY




CONFUSED



GRUMPY



SAD





Become a  
**GRUMPY MONKEY**






Create a

# “No More GRUMPY Dance”

By yourself or with your friends, come up with a “No More Grumpy Dance!”  
This is a great way to make yourself feel happy again and  
get rid of all that grumpy energy.



Art © 2018 Max Lang